


Sink That Ship!




Ship Name Key

Aircraft Carrier 

Battleship 

Cruiser 

Destroyer 

Submarine 

MY SHIPS

	苹果	桃子	西瓜	游戏	蛇	小鹿	小花	笔
走								
吃								
喝								
坐								
做								
玩								
看								
笑								

EMEMY SHIPS

	苹果	桃子	西瓜	游戏	蛇	小鹿	小花	笔
走								
吃								
喝								
坐								
做								
玩								
看								
笑								


Mark "X" if you hit
enemy ship

Mark "O" if you
missed enemy ship

Sink That Ship!




Ship Name Key

Aircraft Carrier 

Battleship 

Cruiser 

Destroyer 

Submarine 

MY SHIPS

	苹果	桃子	西瓜	游戏	蛇	小鹿	小花	笔
走								
吃								
喝								
坐								
做								
玩								
看								
笑								

EMEMY SHIPS

	苹果	桃子	西瓜	游戏	蛇	小鹿	小花	笔
走								
吃								
喝								
坐								
做								
玩								
看								
笑								

• • • • •
 • Mark "X" if you hit
 • enemy ship
 •
 • Mark "O" if you
 • missed enemy ship
 •
 • • • • •

Print out these ships and cut them out.
You will place them on “MY SHIPS”
sheet. Be careful not to let the other
player see where you have placed them!

Aircraft Carrier



Battleship



Cruiser



Destroyer



Submarine



Print out these ships and cut them out.
You will place them on “MY SHIPS”
sheet. Be careful not to let the other
player see where you have placed them!

Aircraft Carrier



Battleship



Cruiser



Destroyer



Submarine



DIRECTIONS:

Use a book or a piece of card stock paper to hide your battleship paper.

Cut out the “ships” and place them secretly on the MY SHIPS grid

Take turns calling out two characters — one on the x axis (horizontal words) and one on the y- axis (vertical words).

If someone hits a ship, you need to tell the other player which ship was hit. The players need to tell each other if the ship was sunk (all of the boats squares were hit).

Use a marker on the “ENEMY SHIPS” grid to indicate which ships you have hit of the enemy (with an X) and which were a miss (with a O).